

# CodeItRightOnline

## Finding Codes

### Table of Contents

General Introduction.....	2
Using CodeItRightOnline Search.....	3
Using Click-A-Dex™.....	7
Using Build-A-Code™.....	9
Using Browse-A-Code™.....	12
Using Cross-A-Code™.....	15

## General Introduction

CodeItRightOnline offers several methods for finding codes.

CodeItRightOnline search a simple yet comprehensive search, patterned after the various popular internet search engines in use today (Google, Yahoo, Bing, etc.). CodeItRightOnline's philosophy is that if you can use Google, you can use CodeItRightOnline.

Click-A-Dex is CodeItRightOnline's answer to the book indexes. Simply start typing what you are looking for, and those index entries will appear below on the page. Once you find what you are looking for, click the code link to take you to that code.

Build-A-Code is a code generator that takes you step by step in finding your desired code. It is extremely helpful when learning about highly structured code sets, such as ICD-10-PCS, where each digit has a specific meaning.

Browse-A-Code is a tool built for those who are used to the code books. It allows you to “browse” through a code set, going from section to section looking “up” and “down” the page to find what you are looking for.

Cross-A-Code is our answer to the ICD-9/10 translation problem. Simply enter a list of ICD-9/10 codes into it, and CodeItRightOnline will generate a list of translations. Both the General Equivalency Mappings (GEMs) and the Reimbursement Mappings (RMs) are fully supported, including the multiple scenario translations.

# Using CodeItRightOnline Search

When you first come to the Search page it looks like this:

> Home > Coding Tools

Client Codes/Fee Schedule: Natl Unadjusted ▾

## Search

Enter a code or keywords from the code description, article, or document.  
[How do I search?](#)

Show Search Results for:
<input checked="" type="checkbox"/> ICD-9-CM Vol 1,2
<input type="checkbox"/> ICD-9-CM Vol 3
<input type="checkbox"/> CPT®
<input checked="" type="checkbox"/> Modifiers (CPT®/HCPCS)
<input checked="" type="checkbox"/> HCPCS
<input type="checkbox"/> Hospital/Facility
<input checked="" type="checkbox"/> ABC
<input type="checkbox"/> Medicare Information
<input type="checkbox"/> ICD-10-CM
<input type="checkbox"/> ICD-10-PCS
<input type="checkbox"/> Dictionary
<input type="checkbox"/> Notes & Keywords

### Optimize your Search

#### To Search:

Enter your search words (or code numbers) in the box above. Click the [Search] button to begin the search.

#### For Best Results:

Enter as many SPECIFIC keywords as you can think of. Entering more specific keywords will reduce your search results and help you find desired information faster.

#### To Refine Your Search:

Data sets (and code sets) are listed to the left ("Show Search Results for:" area). Check a box to see search results from that data set. Click the [Switch to Expanded Search] button at the bottom of the data sets to select (or unselect) sub-sections of the data sets. Double-click on a check box to select only that box and uncheck all other boxes. The number after the search category (Expanded Search only) shows how many results were found.

#### Advanced Searching Tips & Tools:

- Enter an exclamation point (!) in front of a code to go directly to that code's information, example: !99201
- Enter an exclamation point (!) in front of a code range to see a list of all the codes in that range as the search results, example: !99200-99300
- Enter an exclamation point (!) in front of a code and an asterisk (\*) at the end of a code to see only codes that begin with the first few digits you entered, example: !320\*
- Enter an asterisk (\*) at the end of a word or code number to see results that contain words that begin with the preceding letters, examples: ambu\*, 321\*

At the top of the page is the search box.

This is where you enter the text you wish to search on. CodeItRightOnline will search on the code, description, additional information, index terms, additional terms, and other information related to that code.

CodeItRightOnline supports entering code numbers, partial/full descriptions, wildcards, and several other shortcuts to help you find what you are looking for.

On the left of the page you will notice the code set block:

**Show Search Results for:**

- ICD-9-CM Vol 1,2
- ICD-9-CM Vol 3
- CPT®, CPT® Assistant
- Modifiers (CPT®/HCPCS)
- HCPCS, CDT® "D" Codes
- Hospital/Facility
- ABC
- Medicare Information
- ICD-10-CM
- ICD-10-PCS
- Dictionary
- Notes & Keywords

Switch to Expanded Search

This lets you filter what you are searching on by clicking the applicable check boxes. For example, if you are searching for ICD-9-CM Volume 1 codes, make sure the “ICD-9-CM Vol 1,2” box is checked, like so.

ICD-9-CM Vol 1,2

As a shortcut, you can double-click on any check box to select ONLY that check box.

If you click on the “Switch to Expanded Search” button, the code set block will expand like so:

**Show Search Results for:**

**ICD-9-CM Vol 1,2**

- Codes
- Chpt/Sect Notes

**ICD-9-CM Vol 3**

- Codes
- Chpt/Sect Notes

**CPT®, CPT® Assistant**

- Codes
- Chpt/Sect Notes
- CPT® Assistant Articles

**Modifiers (CPT®/HCPCS)**

This allows you to be more specific about the information you would like returned.

Once you have typed a search query in the search box and clicked “Search”, you should see something similar to the following:

Search

Enter a code or keywords from the code description, article, or document.  
How do I search?

Search Results

<b>ICD-9</b> <small>CODE</small>	726.70 - <b>Ankle</b> enthesopathy NOS ... 726.70 72670 <b>ankle</b> enthesopathy nos <b>ankle</b> ...	
<b>ICD-9</b> <small>CODE</small>	726.79 - <b>Ankle</b> enthesopathy NEC ... 726.79 72679 <b>ankle</b> enthesopathy nec <b>ankle</b> ...	
<b>ICD-10-CM</b> <small>CHPT/SEC</small>	Contracture, <b>ankle</b> and foot	
<b>ICD-10-CM</b> <small>CHPT/SEC</small>	Ankylosis, <b>ankle</b> and foot	
<b>ICD-10-CM</b> <small>CHPT/SEC</small>	Hemarthrosis, <b>ankle</b> and foot	
<b>ICD-10-CM</b> <small>CHPT/SEC</small>	Fistula, <b>ankle</b> and foot	
<b>ICD-10-CM</b> <small>CHPT/SEC</small>	Effusion, <b>ankle</b> and foot	
<b>ICD-10-CM</b> <small>CHPT/SEC</small>	Osteophyte, <b>ankle</b> and foot	
<b>ICD-10-CM</b> <small>CHPT/SEC</small>	Ganglion, <b>ankle</b> and foot	
<b>ICD-10-CM</b> <small>CHPT/SEC</small>	Algoneurodystrophy, <b>ankle</b> and foot	

View Mongo

1 2 3 4 5 6 7 8 9 10 11 12 13 14 15 NEXT

You will notice that the Search Results contain ten results. Near the bottom you will notice a row of numbers. Clicking on “Next” will take you to the next page of results.

On the left of each result you will notice a designator:

ICD-9  
CODE

ICD-9  
CODE

ICD-10-CM  
CHPT/SEC


ICD-10-CM  
CHPT/SEC

This tells you which code set the result is in, and what type of result it is. The top two are ICD-9-CM Vol 1 codes, and the bottom two are ICD-10-CM chapters or sections.

The center of each result contains the code, title, and description, with matching words bolded:

726.70 - **Ankle** enthesopathy NOS  
... 726.70 72670 **ankle** enthesopathy nos **ankle** ...

To the upper right of each result are icons:





CodeItRightOnline shows important information by placing icons next to codes. The red flag seen above is a warning that the first code is non-specific.

The book-magnifying-glass icon opens a “Page View” window that shows the code’s placement within the context of the code's code set:

**Page View** [Close]

Instructions: Use your mouse wheel to scroll up or down in the area below. As you scroll more information will be added automatically. Or use the up arrow or down arrow buttons to add more information into the window.

13. DISEASES OF THE MUSCULOSKELETAL SYSTEM AND CONNECTIVE TISSUE (710-739)  
RHEUMATISM, EXCLUDING THE BACK (725-729)  
726 Peripheral enthesopathies and allied syndromes  
726.7 Enthesopathy of **ankle** and tarsus

726.70	Enthesopathy of <b>ankle</b> and tarsus, unspecified	 
726.71	Enthesopathy of <b>ankle</b> and tarsus; achilles bursitis or tendinitis	
726.72	Enthesopathy of <b>ankle</b> and tarsus; tibialis tendinitis, Tibialis (anterior) (posterior) tendinitis	
726.73	Enthesopathy of <b>ankle</b> and tarsus; calcaneal spur	
726.79	Enthesopathy of <b>ankle</b> and tarsus; other, Peroneal tendinitis	

Using this view, you can look “up” and “down” around the code, to see what other codes may be more accurate.



Finally, when you are ready to see more about a code, click on the title to take you to that code's page.

# Using Click-A-Dex™

When you first go to the Click-A-Dex page it looks like this:



## Click-A-Dex™ - Medical Code Indexes - Fast Index Searching

Select an Index:

- |  |  |
|--|--|
|  <u>Diagnosis</u> |  <u>Procedure</u> |
| <input checked="" type="radio"/> ICD-9-CM Index (vol 2)  | <input type="radio"/> HCPCS Index  |
| <input type="radio"/> ICD-9 E Codes Index  | <input type="radio"/> CPT® Index   |
| <input type="radio"/> ICD-9 Drug Index   | <input type="radio"/> ICD-9-CM Index (vol 3)   |
| <input type="radio"/> ICD-10-CM Index  |  |

<- Enter Index Word(s)

On the left there are two lists of radio buttons.

- |  |  |
|--|--|
|  <u>Diagnosis</u> |  <u>Procedure</u> |
| <input checked="" type="radio"/> ICD-9-CM Index (vol 2)  | <input type="radio"/> HCPCS Index  |
| <input type="radio"/> ICD-9 E Codes Index  | <input type="radio"/> CPT® Index   |
| <input type="radio"/> ICD-9 Drug Index   | <input type="radio"/> ICD-9-CM Index (vol 3)   |
| <input type="radio"/> ICD-10-CM Index  |  |

Click on the radio button for the index you would like to look in.

Below the radio buttons there is the index word box:

<- Enter Index Word(s)

Enter words in this box to view the related index entries.



Welcome to the Click-A-Dex™.

To begin, select the indices you would like to search, and type the word you want to look up in the box. Results will appear as you pause or stop typing.



Then, click on a linked index entry to expand that entry, or click on a code link to view information about the code.

Note: Do not code from this page. Find your code or code section and confirm its definition before coding.

For example, if you select “ICD-10-CM Index” from the diagnosis list and enter “ank” into the index word box, you will see something similar to the following.

 <u>Diagnosis</u>	 <u>Procedure</u>
<input type="radio"/> ICD-9-CM Index (vol 2)	<input type="radio"/> HCPCS Index
<input type="radio"/> ICD-9 E Codes Index	<input type="radio"/> CPT® Index
<input type="radio"/> ICD-9 Drug Index	<input type="radio"/> ICD-9-CM Index (vol 3)
<input checked="" type="radio"/> ICD-10-CM Index	

<- **Enter Index Word(s)**

- Ankle - see condition
-  [Ankyloblepharon \(eyelid\) \(acquired\)](#) - see also [Blepharophimosis](#)
- [Ankyloglossia](#) [Q38.1](#)
-  [Ankylosis \(fibrous\) \(osseous\) \(joint\)](#) [M24.60](#)
- [Ankylostoma](#) - see [Ancylostoma](#)
- [Ankylostomiasis](#) - see [Ancylostomiasis](#)
- [Ankylurethria](#) - see [Stricture, urethra](#)

Below the index word box is a list of index entries that match “ank”. The index entries that have a green plus next to them have children. If you click on the green plus next to “Ankylosis ...” you will see:

-  [Ankylosis \(fibrous\) \(osseous\) \(joint\)](#) [M24.60](#)
  - [ankle](#) [M24.67-](#)
  - [arthrodesis status](#) [Z98.1](#)
  - [cricoarytenoid \(cartilage\) \(joint\) \(larynx\)](#) [J38.7](#)
  - [dental](#) [K03.5](#)
  - [ear ossicles](#) [H74.31-](#)
  - [elbow](#) [M24.62-](#)
  - [foot](#) [M24.67-](#)
  - [hand](#) [M24.64-](#)
  - [hip](#) [M24.65-](#)
  - [incostapedial joint \(infectional\)](#) - see [Ankylosis, ear ossicles](#)
  - [jaw \(temporomandibular\)](#) [M26.61](#)
  - [knee](#) [M24.66-](#)
  - [lumbosacral \(joint\)](#) [M43.27](#)
  - [postoperative \(status\)](#) [Z98.1](#)
  - [produced by surgical fusion, status](#) [Z98.1](#)
  - [sacro-iliac \(joint\)](#) [M43.28](#)
  - [shoulder](#) [M24.61-](#)
  -  [spine \(joint\)](#) - see also [Fusion, spine](#)
    - [surgical](#) [Z98.1](#)
    - [temporomandibular](#) [M26.61](#)
    - [tooth, teeth \(hard tissues\)](#) [K03.5](#)
    - [wrist](#) [M24.63-](#)

You can click on a link at any time to go to that code's page.

If you need to enter a different word in the index word box, go ahead and do so. The results will automatically update with the new results.

## Using Build-A-Code™

When you first go to the Build-A-Code page it looks like:

Build-A-Code™

**Instructions:** *Easy as 1-2-3!*

1. Select a code set.
2. Select sections until the code is complete.
3. Add to your code list if you wish. [Tell me more!](#)

**1. Select a Code Set:**

- Diagnosis:  ICD-9-CM  ICD-10-CM
- Procedure:  CPT®  HCPCS  ICD-9-V3  ICD-10-PCS  ABC  CDT®/Dental

Code

Build Another Code

**2. Build your code using the selection boxes below:**

**3. Built codes appear in this list:**

Clear List

Build Another Code

Near the top you will notice a list of available code sets:

**1. Select a Code Set:**

- Diagnosis:  ICD-9-CM  ICD-10-CM
- Procedure:  CPT®  HCPCS  ICD-9-V3  ICD-10-PCS  ABC  CDT®/Dental

Once you select a code set to build a code for (ICD-10-PCS in this example), you will see:

**1. Select a Code Set:**

Diagnosis:  ICD-9-CM  ICD-10-CM  
Procedure:  CPT®  HCPCS  ICD-9-V3  ICD-10-PCS  ABC  CDT®/Dental

Code

—

Build Another Code

**2. Build your code using the selection boxes below:**

Section

-- choose a section --  
0 - Medical and Surgical  
1 - Obstetrics  
2 - Placement  
3 - Administration  
4 - Measurement and Monitoring  
5 - Extracorporeal Assistance and Performance  
6 - Extracorporeal Therapies  
7 - Osteopathic  
8 - Other Procedures  
9 - Chiropractic  
B - Imaging  
C - Nuclear Medicine  
D - Radiation Oncology  
F - Physical Rehabilitation and Diagnostic Audiology  
G - Mental Health  
H - Substance Abuse Treatment

Build Another Code

**3. Built codes appear in this list:**

Clear List

Once you choose a section (Placement in this example), you will notice that the first digit of a code is filled in and green in the code section, and there is a new list of choices (Anatomical region in this example):

**1. Select a Code Set:**

Diagnosis:  ICD-9-CM  ICD-10-CM  
Procedure:  CPT®  HCPCS  ICD-9-V3  ICD-10-PCS  ABC  CDT®/Dental

Code

2 —

Build Another Code

**2. Build your code using the selection boxes below:**

Section

2 - Placement

Anatomical Region

-- choose a section --  
W - Anatomical Regions  
Y - Anatomical Orifices

Build Another Code

**3. Built codes appear in this list:**

Clear List

Continue selection options in the new boxes until your code is built.

**1. Select a Code Set:**

Diagnosis:  ICD-9-CM  ICD-10-CM  
Procedure:  CPT®  HCPCS  ICD-9-V3  ICD-10-PCS  ABC  CDT®/Dental

Code

2 W 0 H X 2 Z

Build Another Code

**2. Build your code using the selection boxes below:**

Section

2 - Placement

Anatomical Region

W - Anatomical Regions

Root Operation

0 - Change

Body Region/Orifice

H - Thumb, Left

Approach (1 option)

X - External

Device

2 - Cast

Qualifier (1 option)

Z - No Qualifier

**3. Built codes appear in this list:**

Clear List

2W0HX2Z Change Cast on Left Thumb + x  
ICD-10-PCS

Once a code has been built it is added to the list of built codes on the right. You can click on the code's title to go to that code's page, or on the small x to remove the built code from the list.

# Using Browse-A-Code™

When you first go to the Browse-A-Code page it looks like:

## Browse-A-Code™

Select a code set to continue.

- ICD-9-CM
- ICD-9-V3
- CPT®
- HCPCS
- CDT®/Dental
- ICD-10-CM
- ICD-10-PCS
- ABC
- DRG

Select a code set to continue (ICD-9-CM in this case).

## Browse-A-Code™

Instructions: Use the arrow buttons to navigate down, over, and around the nearby code ranges.

ICD9 Code Set	
Code(s)	Description
001.0 - 139.8	1. INFECTIOUS AND PARASITIC DISEASES (001-139)
140.0 - 239.9	2. NEOPLASMS (140-239)
240.0 - 279.9	3. ENDOCRINE, NUTRITIONAL AND METABOLIC DISEASES, AND IMMUNITY DISORDERS (240-279)
280.0 - 289.9	4. DISEASES OF THE BLOOD AND BLOOD-FORMING ORGANS (280-289)
290.0 - 319	5. MENTAL DISORDERS (290-319)
320.0 - 845.00	6. DISEASES OF THE NERVOUS SYSTEM AND SENSE ORGANS (320-389)
390 - 459.9	7. DISEASES OF THE CIRCULATORY SYSTEM (390-459)
460 - 519.9	8. DISEASES OF THE RESPIRATORY SYSTEM (460-519)
520.0 - 579.9	9. DISEASES OF THE DIGESTIVE SYSTEM (520-579)
580.0 - 629.9	10. DISEASES OF THE GENITOURINARY SYSTEM (580-629)
630 - 679.14	11. COMPLICATIONS OF PREGNANCY, CHILDBIRTH, AND THE PUERPERIUM (630-679)
680.0 - 709.9	12. DISEASES OF THE SKIN AND SUBCUTANEOUS TISSUE (680-709)
710.0 - 739.9	13. DISEASES OF THE MUSCULOSKELETAL SYSTEM AND CONNECTIVE TISSUE (710-739)
740.0 - 759.9	14. CONGENITAL ANOMALIES (740-759)

A list of chapters/sections is displayed. You can click on the chapter/section descriptions to go into that section.

## Browse-A-Code™

Instructions: Use the arrow buttons to navigate down, over, and around the nearby code ranges.

ICD9 Code Set		Next Section
Return to start		Next Code

### 1. INFECTIOUS AND PARASITIC DISEASES (001-139)

Code(s)	Description
001.0 - 009.3	INTESTINAL INFECTIOUS DISEASES (001-009)
010.00 - 018.96	TUBERCULOSIS (010-018)
020.0 - 027.9	ZOONOTIC BACTERIAL DISEASES (020-027)
030.0 - 041.9	OTHER BACTERIAL DISEASES (030-041)
042 - 042	HUMAN IMMUNODEFICIENCY VIRUS (HIV) INFECTION (042)
045.00 - 049.9	POLIOMYELITIS & OTHR NON-ARTHOPOD-BORNE VIRAL & PRION DISEASES OF CENTRAL NERV SYS (045-049)
050.0 - 059.9	VIRAL DISEASES ACCOMPANIED BY EXANTHEM (050-059)
060.0 - 066.9	ARTHROPOD-BORNE VIRAL DISEASES (060-066)
070.0 - 079.99	OTHER DISEASES DUE TO VIRUSES AND CHLAMYDIAE (070-079)
080 - 088.9	RICKETTSIOSES AND OTHER ARTHROPOD-BORNE DISEASES (080-088)
090.0 - 099.9	SYPHILIS AND OTHER VENEREAL DISEASES (090-099)
100.0 - 104.9	OTHER SPIROCHETAL DISEASES (100-104)
110.0 - 118	MYCOSES (110-118)
120.0 - 129	HELMINTHIASIS (120-129)

To the left of each chapter/section is the range of codes within that section.

## Browse-A-Code™

Instructions: Use the arrow buttons to navigate down, over, and around the nearby code ranges.

Previous Section	1. INFECTIOUS AND PARASITIC	Next Section
Previous Code	Return to start	Next Code

### TUBERCULOSIS (010-018)

Code(s)	Description
010.00 - 010.96	010 Primary tuberculous infection
011.00 - 011.96	011 Pulmonary tuberculosis
012.00 - 012.86	012 Other respiratory tuberculosis
013.00 - 013.96	013 Tuberculosis of meninges and central nervous system
014.00 - 014.86	014 Tuberculosis of intestines, peritoneum, and mesenteric glands
015.00 - 015.96	015 Tuberculosis of bones and joints
016.00 - 016.96	016 Tuberculosis of genitourinary system
017.00 - 017.96	017 Tuberculosis of other organs
018.00 - 018.96	018 Miliary tuberculosis

You can also navigate by using the buttons at the top.

Previous Section
------------------

The previous section button will take you one section backward on the same section level you are currently at.

◀ Previous Code

The previous code button will take you to the section that contains the code right before the lowest code currently visible.

▲ 1. INFECTIOUS AND PARASITIC ▲

The up button will take you back up one level.

Return to start

The return to start button will reset Browse-A-Code and take you to the top level of the code set you are currently in.

Next Section ▶

The next section button will take you one section forward on the same level you are currently at.

Next Code ▶

The next code button will take you to the section that contains the code right after the highest code currently visible

# Using Cross-A-Code™

When you first go to the Cross-A-Code page it looks like:

## ICD-9/10 Cross-A-Code™

**Instructions:**

1. Select a code set to map from and to.
2. Enter codes into the text area in the middle, one on each line.
3. Click a button below to either show the mappings in a "List View" or "Full View" (which includes scenarios when applicable)

Select your ICD Code Map type:

- ICD-9-CM to ICD-10-CM
- ICD-9-V3 to ICD-10-PCS
- ICD-10-CM to ICD-9-CM
- ICD-10-PCS to ICD-9-V3

Enter ICD codes:

Enter codes in the text area and hit 'Submit'.

ICD-9-CM Example:

001.0  
754.35  
806.00

ICD-9-V3 Example:

00.01  
95.13  
21.21

ICD-10-CM Example:

A00.0  
Q65.02  
S12.000A

ICD-10-PCS Example:

6A750Z4  
B845ZZZ  
09JKXZZ

Show List GEMs

Show Full GEMs

On the left you will notice a code map type block.

Select your ICD Code Map type:

- ICD-9-CM to ICD-10-CM
- ICD-9-V3 to ICD-10-PCS
- ICD-10-CM to ICD-9-CM
- ICD-10-PCS to ICD-9-V3

Use this to select which code set you are mapping from and to.

Just to the right you will notice the code entry area:

Enter ICD codes:

Place the codes you would like to translate in this box like so.

Select your ICD Code Map type:

- ICD-9-CM to ICD-10-CM
- ICD-9-V3 to ICD-10-PCS
- ICD-10-CM to ICD-9-CM
- ICD-10-PCS to ICD-9-V3

Enter ICD codes:

754.35  
806.00

There are two options in translating codes. The first, “List GEMs”, shows a simple list of all of the possible translations. Click the [Show List GEMs](#) button to see the following list.

ICD-9 Code	ICD-10 Equivalent Codes*
<p>754.35 Cong hip disloc w sublux</p>	<p>Q65.01 Congenital dislocation of right hip, unilateral</p> <p>Q65.02 Congenital dislocation of left hip, unilateral</p> <p>Q65.31 Congenital partial dislocation of right hip, unilateral</p> <p>Q65.32 Congenital partial dislocation of left hip, unilateral</p>
<p>806.00 C1-c4 fx-cl/cord inj NOS</p>	<p>S12.000A Unsp disp fx of first cervical vertebra, init for clos fx</p> <p>S12.001A Unsp nondisp fx of first cervical vertebra, init for clos fx</p> <p>S12.100A Unsp disp fx of second cervical vertebra, init for clos fx</p> <p>S12.101A Unsp nondisp fx of second cervical vertebra, init</p> <p>S12.200A Unsp disp fx of third cervical vertebra, init for clos fx</p> <p>S12.201A Unsp nondisp fx of third cervical vertebra, init for clos fx</p> <p>S12.300A Unsp disp fx of fourth cervical vertebra, init for clos fx</p> <p>S12.301A Unsp nondisp fx of fourth cervical vertebra, init</p> <p>S14.101A Unsp injury at C1 level of cervical spinal cord, init encntr</p> <p>S14.102A Unsp injury at C2 level of cervical spinal cord, init encntr</p> <p>S14.103A Unsp injury at C3 level of cervical spinal cord, init encntr</p> <p>S14.104A Unsp injury at C4 level of cervical spinal cord, init encntr</p>

\* A one-to-one match does not exist between codes in ICD-9-CM and ICD-10-CM. Use this General Equivalence Map by CMS to find an ICD-10 code or code combination that is generally equivalent to an ICD-9 code. Look in the corresponding section of the ICD-10-CM Tabular List of Diseases and Injuries to determine whether that code, or another code in that section, is the best choice.

The second option, “Full GEMs”, is more informative. In this view, all of the various scenarios are laid out. This view is the recommended view when selecting lists of codes for a translation. click the **Show Full GEMs** button to see the following list.

754.35 - Congenital dislocation of one hip with subluxation of other hip

Scenario 1

Q65.01	Congenital dislocation of right hip, unilateral
AND	
Q65.32	Congenital partial dislocation of left hip, unilateral

--- OR ---

Scenario 2

Q65.02	Congenital dislocation of left hip, unilateral
AND	
Q65.31	Congenital partial dislocation of right hip, unilateral

806.00 - Fracture w/cord injury; cervical, closed; C1-C4 level with unspecified spinal cord injury

Scenario 1

	S14.101A	Unspecified injury at C1 level of cervical spinal cord, initial encounter
AND		
Choose one of:	S12.000A	Unspecified displaced fracture of first cervical vertebra, initial encounter for closed fracture
	S12.001A	Unspecified nondisplaced fracture of first cervical vertebra, initial encounter for closed fracture

--- OR ---

Scenario 2

	S14.102A	Unspecified injury at C2 level of cervical spinal cord, initial encounter
--	----------	---

As you can see, the Scenarios are clearly laid out.