

Instructions for printing code level information

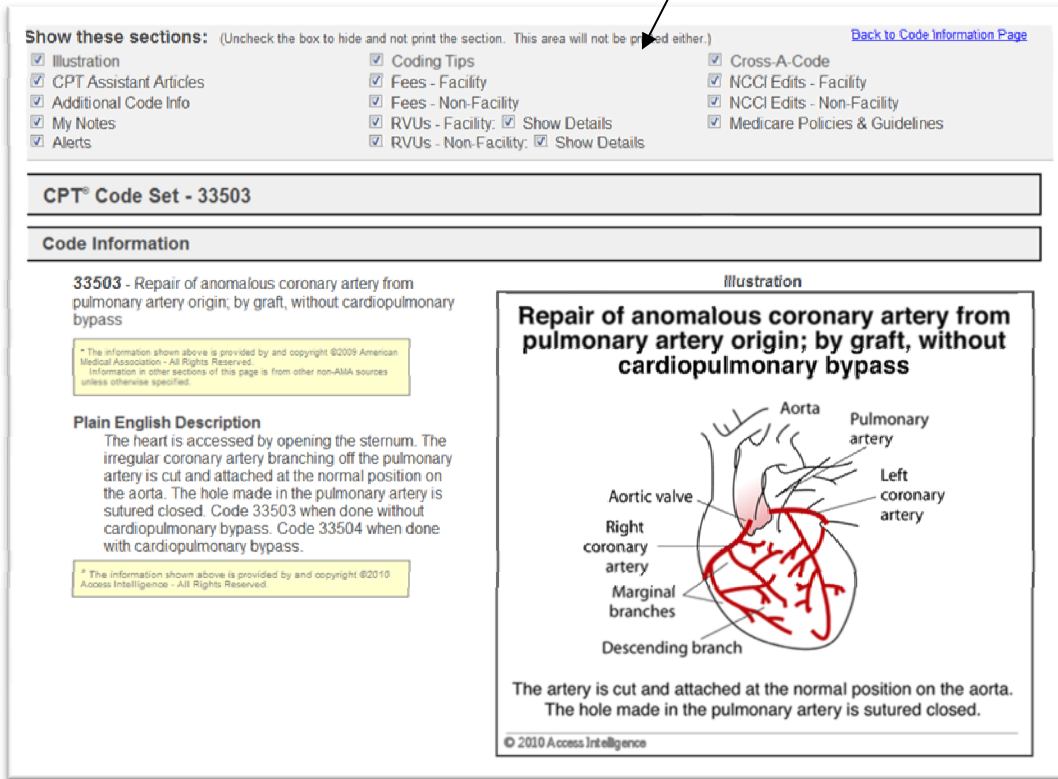
Step 1: While on a code page, click the printer icon



The screenshot displays the Code it Right online interface. At the top left is the logo "Code it Right online" with a checkmark. To the right, there are links for "contexo | media", "Contact Us", "About Us", and "Log Out", along with a "Find us on Facebook" button. Below the logo is a navigation menu with "Home", "Search", "Code Sets", "Library", "Tools", "My Account", "Help", "Admin", and "Customer Support". A search bar and a location/bookmarks dropdown are visible. The main content area shows the "CPT Code Set - 33503" with a note that "33503 is NOT in your Bookmarks list. To ADD." and a printer icon. Below this is a section for "CPT Chapter/Section Guidelines & Notes" with an "Auto-open" button. The "Code Information" section includes the code description: "33503 - Repair of anomalous coronary artery from pulmonary artery origin; by graft, without cardiopulmonary bypass" and "AMA Guidelines: (Do not report modifier 63 in conjunction with 33502, 33503)". An "Illustration" of the heart is provided. A disclaimer states: "The information shown above is provided by and copyright ©2010 American Medical Association - All Rights Reserved. Information in other sections of this page is from other non-AMA sources unless otherwise specified." The "Plain English Description" section explains the procedure: "The coronary arteries normally arise from the ascending aorta just above the aortic valve from the facing sinuses of Valsalva. Coronary arteries do not normally arise from a nonfacing or distant sinus. There are a number of anomalous variants that occur when the coronary artery arises from a pulmonary artery origin and the procedure performed depends on the exact nature of the anomaly. A median sternotomy or posterolateral thoracotomy is used to expose the heart. In 33502, the physician ligates the anomalous coronary artery. The anomalous coronary artery is identified and two ligatures placed immediately above (proximal to) the origin in the pulmonary artery to stop the flow of blood through the anomalous coronary artery. In 33503, the physician repairs the anomalous coronary artery using a bypass graft without cardiopulmonary bypass, also referred to as off-pump coronary artery bypass. An injection is given to slow heart rate. An internal mammary artery or saphenous vein graft is typically used. If a saphenous vein graft is used, an incision is made in the skin of the leg over the section of saphenous vein to be harvested. Soft tissue is dissected off the vein and branches ligated and divided. The section of saphenous vein to be used is then ligated proximally and distally, divided and removed from the leg. The aorta is incised and the bypass graft is anastomosed to the aorta just above the aortic valve. The coronary artery is incised and the graft anastomosed. Once the coronary artery is receiving its blood..."

Instructions for printing code level information

Step 2: You will then be directed to the print page. Choose what pieces of information you would like to print. You may uncheck or check the boxes to make your choices



Show these sections: (Uncheck the box to hide and not print the section. This area will not be printed either.) [Back to Code Information Page](#)

- Illustration
- Coding Tips
- Cross-A-Code
- CPT Assistant Articles
- Fees - Facility
- NCCI Edits - Facility
- Additional Code Info
- Fees - Non-Facility
- NCCI Edits - Non-Facility
- My Notes
- RVUs - Facility. Show Details
- Medicare Policies & Guidelines
- Alerts
- RVUs - Non-Facility. Show Details

CPT® Code Set - 33503

Code Information

33503 - Repair of anomalous coronary artery from pulmonary artery origin; by graft, without cardiopulmonary bypass

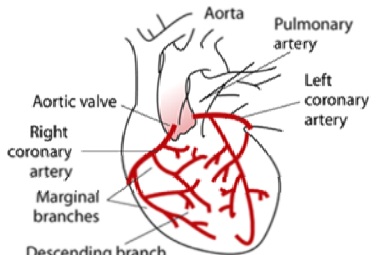
* The information shown above is provided by and copyright ©2009 American Medical Association - All Rights Reserved. Information in other sections of this page is from other non-AMA sources unless otherwise specified.

Plain English Description
The heart is accessed by opening the sternum. The irregular coronary artery branching off the pulmonary artery is cut and attached at the normal position on the aorta. The hole made in the pulmonary artery is sutured closed. Code 33503 when done without cardiopulmonary bypass. Code 33504 when done with cardiopulmonary bypass.

* The information shown above is provided by and copyright ©2010 Access Intelligence - All Rights Reserved.

Illustration

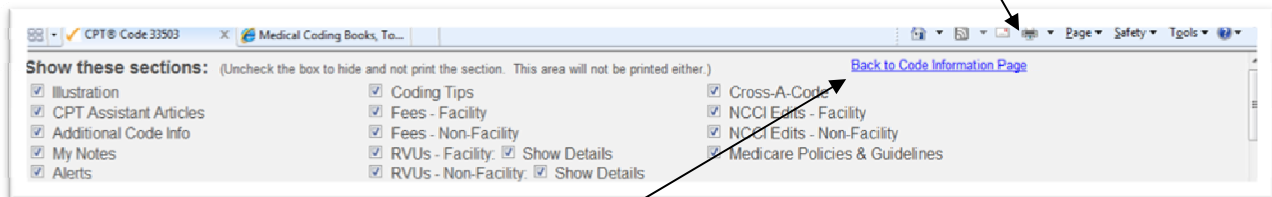
Repair of anomalous coronary artery from pulmonary artery origin; by graft, without cardiopulmonary bypass



The artery is cut and attached at the normal position on the aorta. The hole made in the pulmonary artery is sutured closed.

© 2010 Access Intelligence

Step 3: Use the printer function on your browser or use the CTRL+P keys to print (Note: The date and time prints at the bottom of the page on most browsers)



Step 4: Click the [Back to Code Information Page](#) link to return to the previous screen